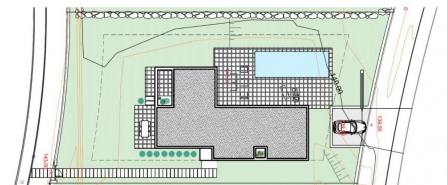




PARCELA / PLOT A2

SUPERFICIE (m ²) SURFACE (sq.m)	955,12
EDIFICABILIDAD (m ²) BUILDABILITY (sq.m)	172,49

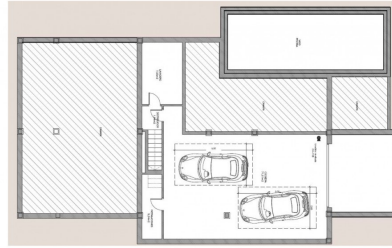
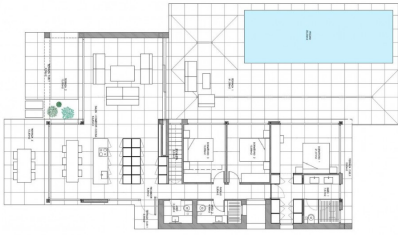


Ref.

Consult



IN PROCESS



key features

■ Energy Rating: In process

Characteristics

■ air con : Yes

■ Nice Views

■ Private Garage

■ private parking :

■ Secure Community

■ Swimming Pool with Salt Water

■ Fantastic views

■ Private Terrace

■ Private Garden

■ Private storage

■ Spacious Rooms